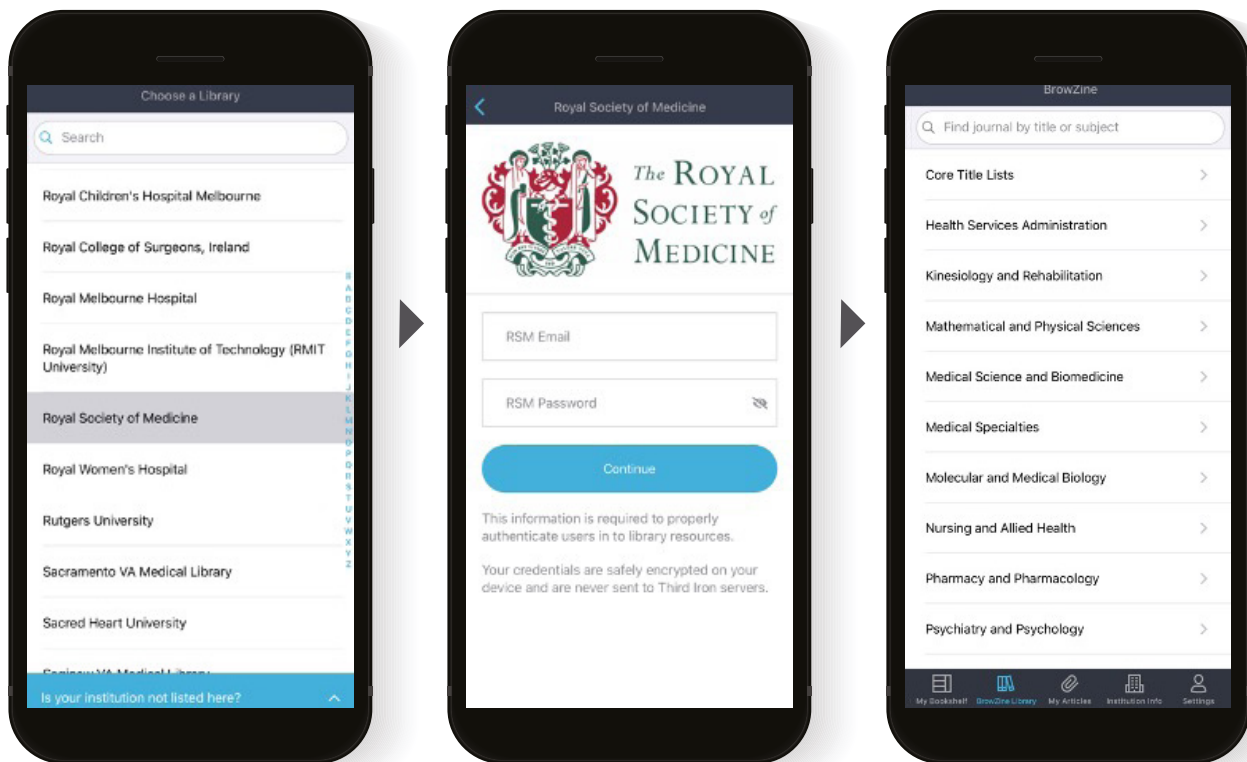


# The Royal Society of Medicine

# Accessing BrowZine

## To set up the BrowZine app on your mobile device:

1. Start by downloading the BrowZine app from the Apple, Google Play or Amazon App stores. You can use the links on the e-resources page or search for BrowZine in your app store.
2. Download the app to your device. If you have previously been using BrowZine with our open access library, you will need to delete and reinstall the app.
3. After downloading the app, open the app and select Royal Society of Medicine Library from the list and enter your RSM login details when prompted.



4. Start browsing! Use the subject dropdown menu to browse by subject areas or use the search to find specific titles.

### Help and support

If you experience any difficulties in using BrowZine, please contact the Library team by emailing [library@rsm.ac.uk](mailto:library@rsm.ac.uk)

### Privacy policy

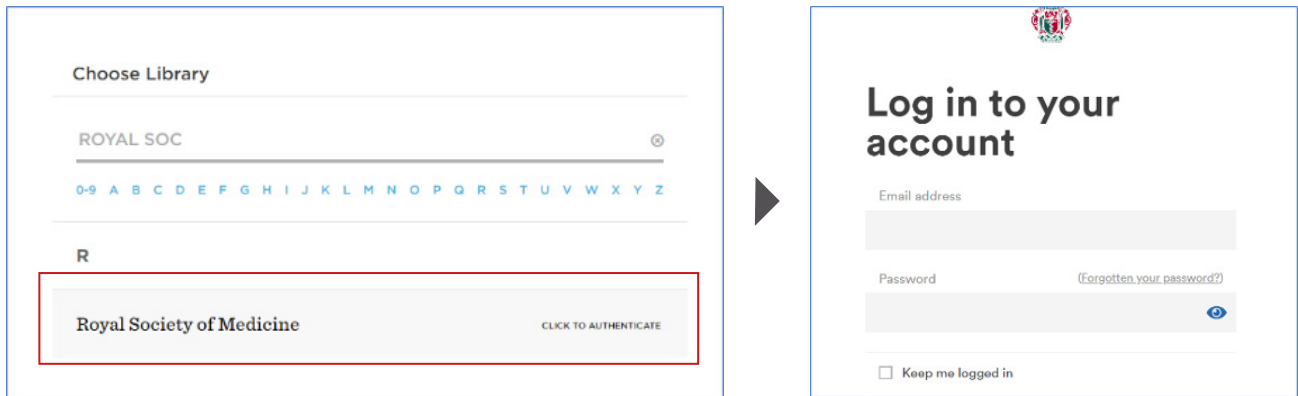
Please note that by signing up to the BrowZine app, you will have to accept the terms and conditions from their provider, Third Iron. Read the full terms and conditions [here](#)

After you sign up, you will need to manage your account and marketing options in the BrowZine app. Please note that the RSM is not responsible for the privacy practices and marketing preferences of other sites. The RSM encourages its website users to be aware when they leave this website and to read the privacy statements of every website collecting personally identifiable information.

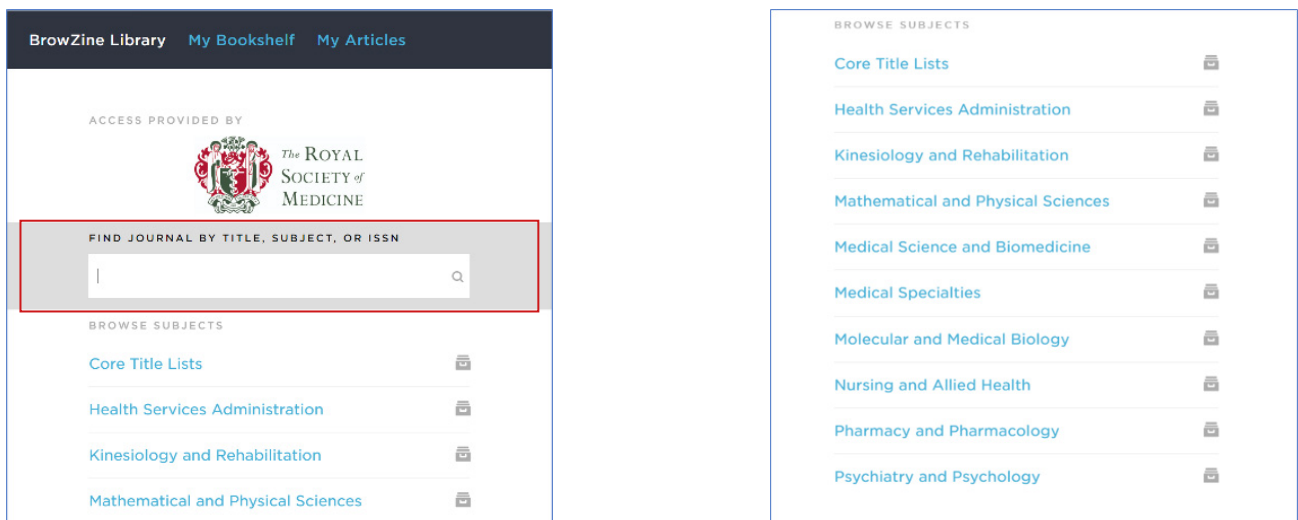
## Accessing Browzine through your web browser

The first time you use [Browzine](#), you will be required to authenticate your account with the Royal Society of Medicine. To do this, select the Royal Society of Medicine from the drop-down list of libraries.

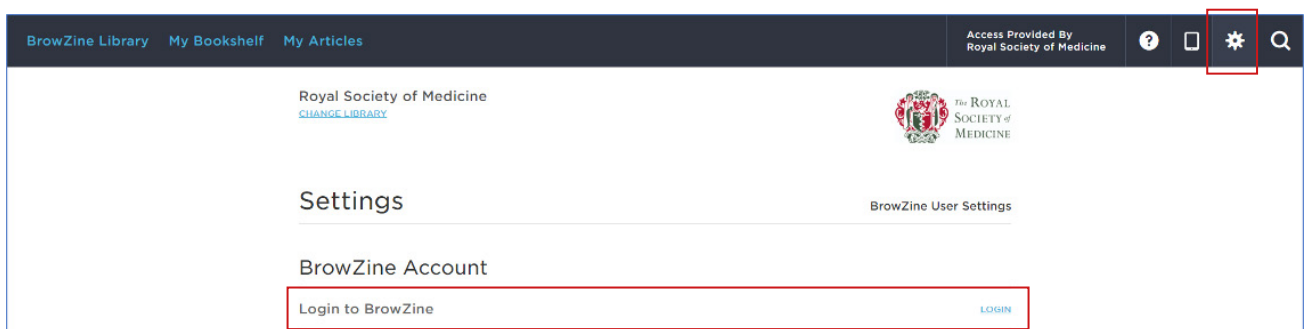
You will then be directed to the RSM website where you can be authenticated by entering your RSM online login details.



You can browse the Journals in several ways – either by using the main search box at the top of the page, or by visiting a subject category. Journals are categorized under various medical subjects and under these lists you will find relevant journals alphabetically cited.



There is an optional login for Browzine which is useful if you would to create a personalised bookshelf and save Journals to read later. This can be found under **Settings – Login to Browzine**.

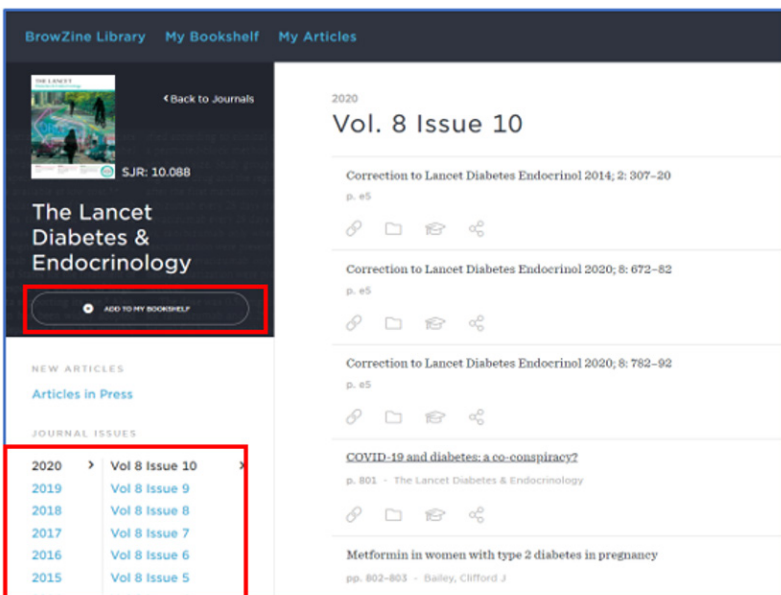


## To access Journals & Articles



Search for the Journal you would like to read or browse under the subject categories.

If there is a particular article you are looking for, you will need to navigate to the Journal first and then search for the article once you are on the Journals website.



You will be taken to the latest issue of this Journal. To view older issues, select the year and volume number from the column on the left. There is also an option to add the Journal to your Bookshelf.

Click on the article you would like to read. You will be taken to the Journals publishing website where a PDF full text option will be available to open the article.