

Accessing ClinicalKey on mobiles and tablets

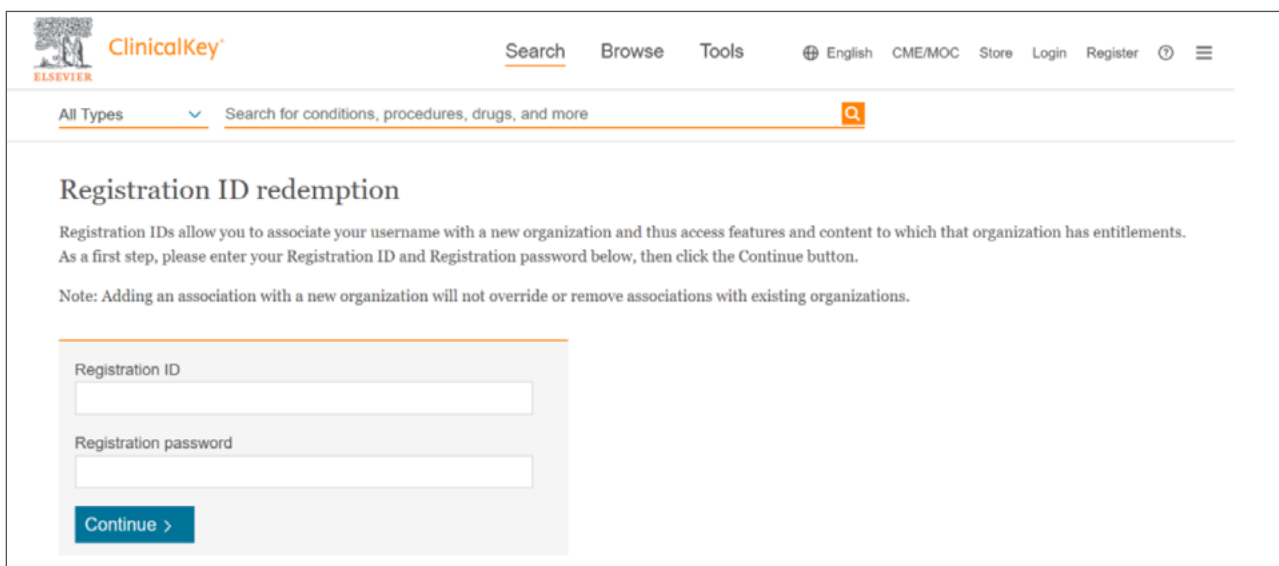
You will require a registration ID to gain full access to the ClinicalKey app. To receive your registration ID email **Collection.Management@rsm.ac.uk**.

Once you have received the activation code, [click here](#) to access the Registration ID redemption page.

If this link takes you to the ClinicalKey homepage instead of the Registration ID redemption page, log out of ClinicalKey and try again.

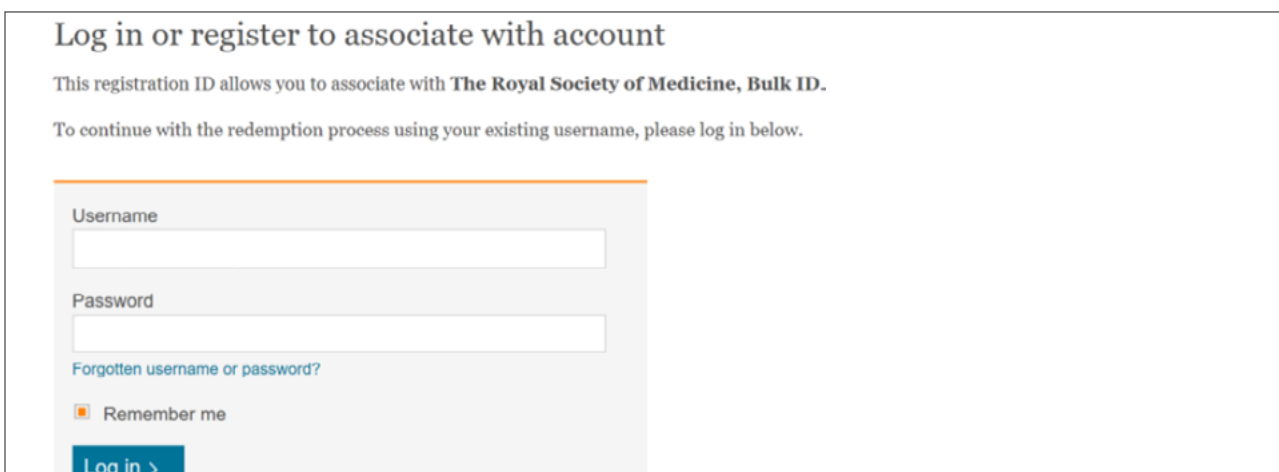
Enter the Registration ID and password and click Continue.

The ID and password are case-sensitive. When copying and pasting, ensure you do not copy any additional spaces at the beginning or end.



The screenshot shows the ClinicalKey website interface. At the top, there is a navigation bar with the ClinicalKey logo, a search bar, and links for Search, Browse, Tools, English, CME/MOC, Store, Login, Register, and a menu icon. Below the navigation bar, there is a search bar with the text "All Types" and "Search for conditions, procedures, drugs, and more". The main content area is titled "Registration ID redemption" and contains the following text: "Registration IDs allow you to associate your username with a new organization and thus access features and content to which that organization has entitlements. As a first step, please enter your Registration ID and Registration password below, then click the Continue button." Below this text is a note: "Note: Adding an association with a new organization will not override or remove associations with existing organizations." The form contains two input fields: "Registration ID" and "Registration password", and a "Continue >" button.

Log in with your existing username and password. If you do not have a username and password, click 'Register'. Complete the required fields on the form and then click 'Register'.

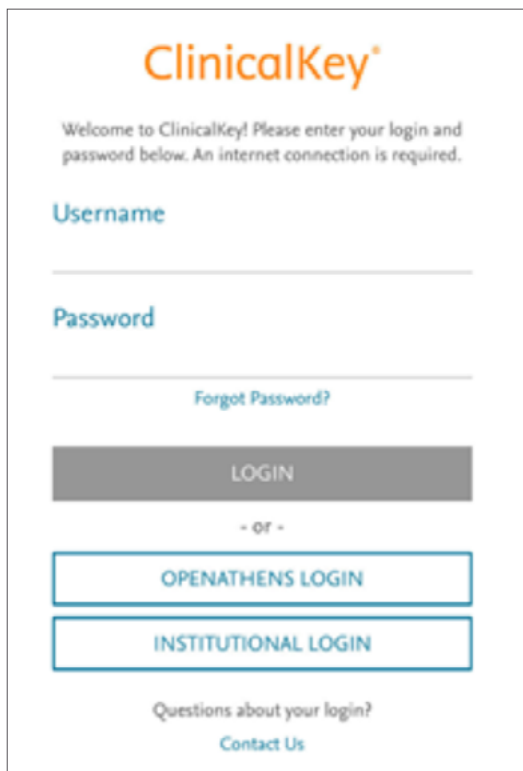


The screenshot shows the ClinicalKey login page. The title is "Log in or register to associate with account". Below the title, there is text: "This registration ID allows you to associate with **The Royal Society of Medicine, Bulk ID**." Below this text is another line of text: "To continue with the redemption process using your existing username, please log in below." The form contains two input fields: "Username" and "Password", and a "Log in >" button. There is also a link for "Forgotten username or password?" and a checkbox for "Remember me".

After completing these steps, you can access the collection from any location and from any device with your username and password.

To download the ClinicalKey App

Download ClinicalKey by visiting either [Google Play](#) or the Apple [App Store](#). Enter your ClinicalKey username and password to start using the app.



The image shows the ClinicalKey login interface. At the top is the ClinicalKey logo in orange. Below it is a welcome message: "Welcome to ClinicalKey! Please enter your login and password below. An internet connection is required." There are two input fields: "Username" and "Password", each with a horizontal line below it. A link "Forgot Password?" is positioned below the password field. A dark grey button labeled "LOGIN" is centered below the fields. Below the login button is a separator "- or -". There are two more buttons: "OPENATHENS LOGIN" and "INSTITUTIONAL LOGIN", both with blue borders. At the bottom, there is a link "Questions about your login?" and a "Contact Us" link below it.