

Contact Details:

Tel: 020 7290 2941
Fax: 020 7290 2939
E-Mail: litsearch@rsm.ac.uk

ClinicalKey Helpsheet



Getting Started

ClinicalKey can be accessed remotely from the **e-Resources** page on the RSM website: <https://www.rsm.ac.uk/e-resources.aspx> by logging in with your registered RSM username and password and then clicking on the **Access ClinicalKey** link.

After logging in, create a **Personal Account** within ClinicalKey using the **Register/Login** links in the top right corner of the screen to access customisable features such as **Saved Content**, **Saved Searches**, **Search History** and **Presentations**.

Please note: ClinicalKey's interface is optimised for mobile devices.

What is the ClinicalKey?

Launched by Elsevier in April 2012, ClinicalKey has been designed to provide healthcare professionals with timely information to make fast clinical decisions at the point-of-care accessible through a clinical insight engine offering intuitive searching across a large collection of Elsevier's published medical resources in every major medical and surgical specialty.

ClinicalKey provides the following content updated daily:

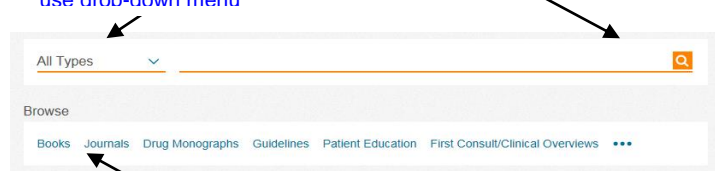
850+ 'Clinical Overview'/'First Consult' point-of-care clinical summaries of diseases and conditions
1,100+ full-text medical and surgical books from Elsevier
Full-text articles from 650+ Elsevier medical journals
13,000+ medical and surgical videos
300+ 'Procedures Consult' articles and associated videos of surgical procedures
3,000,000+ medical and surgical images from Elsevier's books and journals
3,100+ drug monographs (including BNF and BNFC) covering specific prescription drugs, over-the-counter products, nutritional supplements and herbals
4,500+ full-text practice guidelines from journals on ClinicalKey, as well as links to full-text guidelines from NICE
9,000+ customisable patient education handouts
Medline abstracts from U.S. National Library of Medicine
Clinical trial information from ClinicalTrials.gov database

Home Page

The home page contains all the tools you require to browse and search across all the content in ClinicalKey. The search box is also available at the top of every ClinicalKey screen.

Scoped Search – use drop-down menu

Search box & button

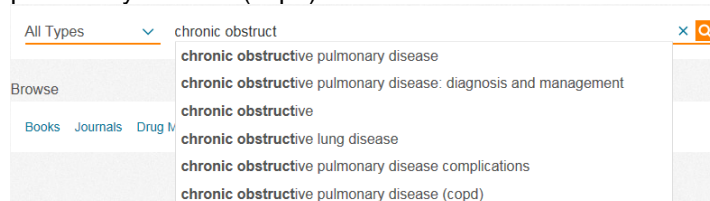


Browse by content type & then further by speciality or multimedia type (image, video)

Searching ClinicalKey

Type full or partial words and phrases or acronyms in the search box. ClinicalKey's **Smart Search** engine will immediately offer suggestions of terms to search as you type and recognises related clinical concepts (e.g. drugs, treatments, diagnostics, complications). It also takes into account any synonyms, plurals (e.g. child, children), term variations (e.g. diagnosis, diagnostic) and British/American spellings (e.g. paediatric, pediatric) associated with the search terms typed.

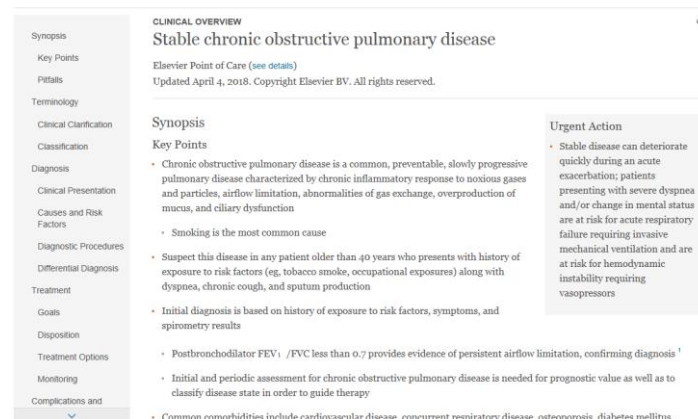
Example: Type 'chronic obstruct' in the search box and ClinicalKey suggests searching for 'chronic obstructive pulmonary disease (copd)':



Click on the best match to take you to the **Search Results Page**.

Clinical Overviews (First Consult)

For point-of-care information, if available, click on the title link of any source labelled **Clinical Overviews/First Consult** on the **Search Results Page** to display it in the **Content Reader**. These provide evidence-based disease summaries covering terminology, diagnosis, treatment, complications, prognosis, screening and prevention. Use the content outline on the left hand panel to navigate to a specific section. The **Elsevier Point of Care (see details)** link provides an explanation of the editorial and updating process for the **Clinical Overviews**.



To explore your topic further, return to the full list of search results by clicking on your web browser's back button.

Search Results Page

The **Search Results Page** lists the results in order of clinical relevance. This can be modified by selecting 'Date Published' from the **Sort by** drop-down menu. If you did not use the **Scoped Search** option on the home page, the default search results show all source types, all study types (e.g. systematic reviews, meta analyses, randomized control trials, narrative reviews), all specialties, all publication dates and all authoring organizations.

Each item in the results list is labelled with what type of source it is (e.g. guideline, full text article, chapter excerpt, Clinical Overview, video, image, clinical trial, Medline). Click on the title of the item to view, print or download the full-text content in the **Content Reader**.

If you hover over an individual search result, the **Save**, **Email** and **Print** icons appear. To select multiple items, tick the checkboxes that appear on the left of the items you wish to select. The **Save**, **Email** and **Print** icons in the top right of the screen are then activated for use.



[+] Rate Results

CLINICAL OVERVIEW

Stable chronic obstructive pulmonary disease

Updated April 4, 2018. © 2018.

Full-text content can be printed directly from the **Search Results Page** using the **Print** icon. Only citation links are saved or e-mailed (not the full-text) from this page. Using the **Save** icon adds content to your personal account's **Saved Content** which allows you to organise saved items by tagging them for later access.

Using Filters to Refine Search Results

Use the drop-down filters on the left of the **Search Results Page** to instantly refine your search results by **Source/Study Type**, **Specialties**, **Date** and **Authoring Organization**. For each of these filters, the number of documents in each individual category is displayed. You can select multiple categories within each filter (e.g. 'Guidelines' and 'Clinical Trials' from the **Source/Study Type** drop-down menu) or across filters (e.g. 'Randomized Control Trials' under **Source/Study Type** and 'Last 6 months' under **Date**).

Filter By:		
Source Type		
<input type="checkbox"/> Journal Articles		18848
<input type="radio"/> Full Text Only		
<input checked="" type="radio"/> Full Text and MEDLINE		
<input type="checkbox"/> Systematic Reviews		653
<input type="checkbox"/> Meta-analyses		415
<input type="checkbox"/> Randomized Control Trials		1903
<input type="checkbox"/> Narrative Reviews		2566
<input type="checkbox"/> Books		1798
<input type="checkbox"/> Images		1361

<input type="checkbox"/> Books		1798
<input type="checkbox"/> Images		1361
<input type="checkbox"/> Clinical Trials		1033
<input type="checkbox"/> Guidelines		134
<input type="checkbox"/> Drug Monographs		60
<input type="checkbox"/> Clinical Overviews/ First Consult		46
<input type="checkbox"/> Patient Education		10
<input type="checkbox"/> Procedures Consult		6
<input type="checkbox"/> Videos		5
Specialties		▼
Date		▼
Authoring Organization		▼

Content Reader

Clicking on the title of a search result displays the full-text content in the **Content Reader**, which is the same for all source types. From the **Content Outline** along the left-hand side, click a topic to jump to that section in the content. If the content does not have an outline, you can scroll to move through the material. In addition, hyperlinks within a book chapter or article, for example, provide quick access to figures, tables, references and related videos (if available).

Scoped Search is also available from the book or journal **Content Reader** to narrow a search within a book, chapter excerpt, journal, journal issue or full-text article.

Printing and Downloading Full-Text Content

You can print any content on ClinicalKey by clicking on the **Print** icon and download any material that has a **PDF** icon in the **Content Reader**. You may print or download content from the site for your own personal, non-commercial use, provided you keep intact all copyright and other proprietary

notices. You may not engage in systematic retrieval of content from the site to create or compile, directly or indirectly, a collection, compilation, database, or directory without prior written permission from Elsevier.

Please note: To view, print from or download a PDF from a book, you must be logged into your personal account set-up within ClinicalKey. This is not required for full-text journal articles.

Search History

When logged into your personal account, ClinicalKey tracks your search history so you can easily save and rerun previous searches. Click on the **Search History** link on the top right of the screen and then, click on a past search term to run the search again and view current search results. Hover over a search history you wish to save permanently by clicking on the **star** icon or remove previously saved search histories by clicking on the **trash** icon.

Presentation Maker

The **Presentation Maker** allows you to select images from ClinicalKey and export them into existing or new PowerPoint presentations. An image can be a photograph, diagram, table, chart, graph or illustration.

Click on an image from the **Search Results Page** or from within a book or article. To add it to the **Presentation**

Maker, click on the **Add to Presentation** icon on the top right of the image. Select an existing presentation in your personal account or create a new one. Click **Add** to save your images to the selected presentation. View the images in each presentation by clicking on the **Presentations** option under your personal account menu. From there, you can select a presentation and click on the **Export** link to convert to and save your presentation in PowerPoint or Keynote (Mac). The resulting slides automatically feature the image(s) with captions, citation and copyright information as well as Elsevier and ClinicalKey logos.

Permissions: As authorised users of ClinicalKey, RSM members have permission to use content from the site in presentations for non-commercial use (e.g. care team meetings, lectures for junior colleagues or students). You must keep intact all copyright and other proprietary notices automatically transferred with the image(s).

Patient Education Handouts

You may share **Patient Education** handouts with patients for personal, non-commercial use by providing a printed copy or by downloading it as a PDF. This includes the option to customise handouts to incorporate institutional branding, care provider contact information and any special instructions, as well as the patient's preferred language and text size. You must be logged into your personal account to activate this feature.

Help

For further details on using ClinicalKey, go to <http://www.clinicalkey.com/info/uk/resources> to access instructional videos and the **Complete User Guide (PDF)**.

Click on the **Help** icon for FAQs.

Exiting ClinicalKey

When you have finished using ClinicalKey, close down your web browser to exit. Please note: ClinicalKey automatically logs you out after 30 mins of inactivity.

Please contact us if you require any further assistance using the databases or wish to book a tutorial. Contact details are provided in the banner of this helpsheet.